

THE CLINICAL LEARNING RESOURCE CENTRE

Metrics report 2021/22



UNIVERSITY OF SASKATCHEWAN
Clinical Learning
Resource Centre
[HEALTHSCIENCES.USASK.CA/CLRC](https://healthsciences.usask.ca/clrc)

BE WHAT THE WORLD NEEDS

INTRODUCTION

The Clinical Learning Resource Centre (CLRC) was launched in 2006 as an interprofessional education and training centre dedicated to providing University of Saskatchewan (USask) health science students and community partners with an innovative, educationally rich environment through simulation education, technology, research, and evaluation.

What began as a unit with a single employee has grown into a large-scale, multipurpose educational facility with over 25 employees—over 225 when you consider the CLRC’s 200+ hired and trained simulated patients—committed to supporting the development of lifelong communication and clinical skills for health science learners and external clients. With over 70,000 learner contact hours supported this past year, the CLRC has evolved into a super-sized* simulation centre dedicated to providing healthcare students the opportunity to learn and practice clinical and communication skills in a safe, simulated environment.

The necessity of the CLRC has been witnessed by the USask community for nearly two decades; however, its growth and productivity can now be reliably demonstrated thanks to the work of the dedicated CLRC staff who have diligently worked to define and develop the metric process as well as log and document the data presented in this report. It should be noted, however, that this data represents CLRC activity during the COVID-19 pandemic and is not an accurate model of pre- or post-pandemic activity.

Special thanks to the staff and clients who have contributed to the success of the Clinical Learning Resource Centre and its ability to improve patient safety, quality of patient care, and the work of health science professionals seeking to further enhance their knowledge, skills, attitudes, and practices.

For more information about the CLRC, please visit: healthsciences.usask.ca/CLRC.

Thank you,

Mary Freeman, RN, BSN, MS, CCRN-K
Director, Clinical Learning Services
University of Saskatchewan Health Sciences

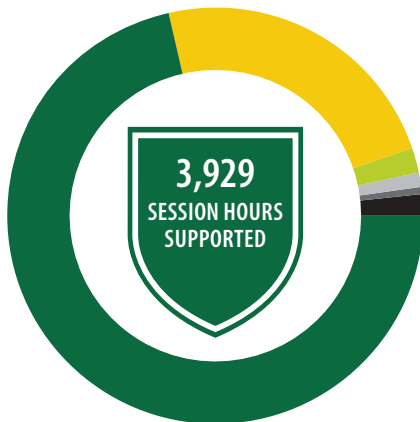
Adam Baxter-Jones, PhD
Interim Associate Provost, Health
University of Saskatchewan



** The Society of Simulation in Healthcare Organization (SSH) classifies affinity members as super-sized simulation centers when their simulation programs provide more than 50,000 annual student contact hours.*

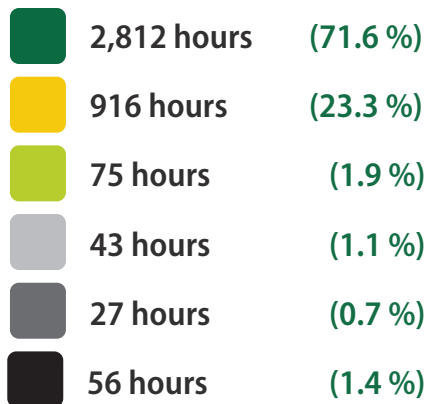
EDUCATIONAL SUPPORT

The CLRC provides educational support focusing on clinical learning activities for all University of Saskatchewan health science programs. To support the expansive growth of the learning activities in the Clinical Learning Resource Centre, the CLRC team has collected and consolidated metrics to assist with human resource hiring, space management, learner support, financial planning, and accreditation standards. The following metrics have been highlighted to help illustrate the extent of work and support offered to health science units and learners by the CLRC.



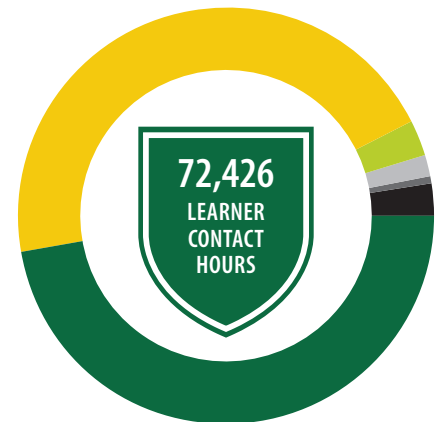
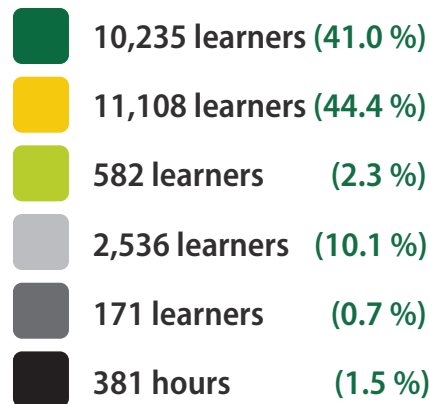
SESSION HOURS

The number of session hours supported through the CLRC.



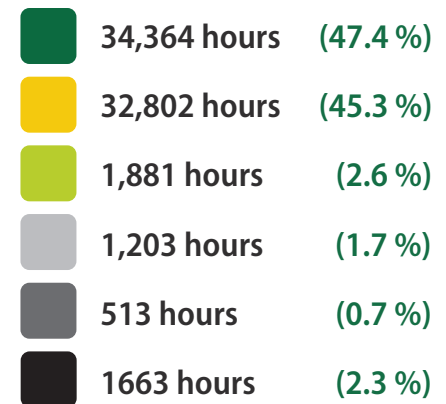
LEARNERS

The number of learners participating in events through the CLRC.



LEARNER CONTACT HOURS

The number of contact hours all learners have spent participating in CLRC sessions.



■ COLLEGE OF MEDICINE *

■ COLLEGE OF NURSING **

■ COLLEGE OF DENTISTRY

■ COLLEGE OF PHARMACY & NUTRITION

■ WESTERN COLLEGE OF VETERINARY MEDICINE

■ OTHER ***

* Comprised of metrics from Undergraduate Medical Education (UGME), Postgraduate Medical Education (PGME) and the School of Rehabilitation Science (SRS). ** Comprised of metrics from the Bachelor of Nursing in Science and Nurse Practitioner programs. *** Comprised of metrics from activities related to Stars Ambulance, the Saskatchewan Health Authority, external professional licensing exams (Pharmacy Examining Board of Canada and Medical Council of Canada), student-based research studies, SCI-FI Science Camps, and facility tours for university donors, alumni, and faculty.

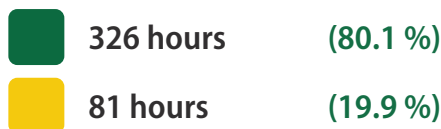
EDUCATIONAL SUPPORT: Learner Practice Program

Students can practice skills independently and without supervision—during business hours or after hours—through the CLRC’s Learner Practice Program. This unique, student-focused program is aimed toward health science students and/or members of ratified on-campus student groups seeking to practice essential skills for their profession or other skills of interest.



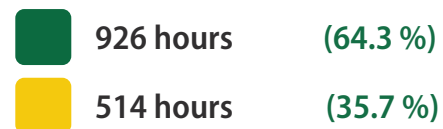
LEARNER PRACTICE PROGRAM SESSION HOURS

The number of session hours utilized through the Learner Practice Program.



LEARNER PRACTICE PROGRAM CONTACT HOURS

The number of contact hours learners have spent in the Learner Practice Program.



■ COLLEGE OF MEDICINE *

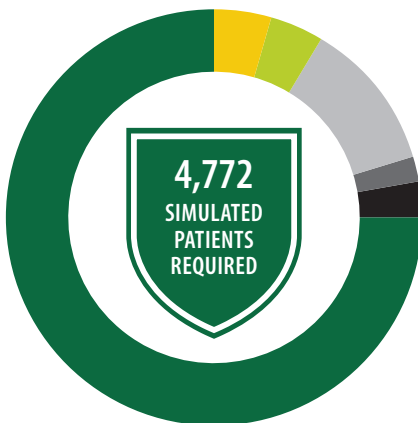
■ COLLEGE OF NURSING **

* Comprised of metrics from Undergraduate Medical Education (UGME), Postgraduate Medical Education (PGME) and the School of Rehabilitation Science (SRS). ** Comprised of metrics from the Bachelor of Nursing in Science program only.



EDUCATIONAL SUPPORT: Simulated Patient Program

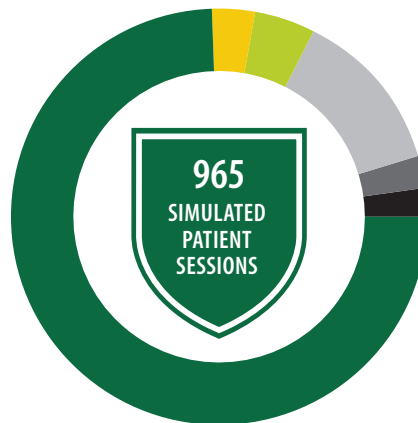
The Simulated Patient Program supports student education in undergraduate and postgraduate health science programs through recruitment, casting, and training of simulated patients (SPs) to portray diverse scenarios in a variety of standardized and/or high-stakes learning and assessment sessions. The SP Program includes course-based sessions, Objective Structured Clinical Examinations (OSCEs), licensing exams, and continuing education events. Clinical Learning Resource Centre staff also contribute to the development of patient scenarios for history-taking, physical exams, and advanced communication sessions.



SP REQUIREMENTS

The number of trained simulated patient roles required for learning events.

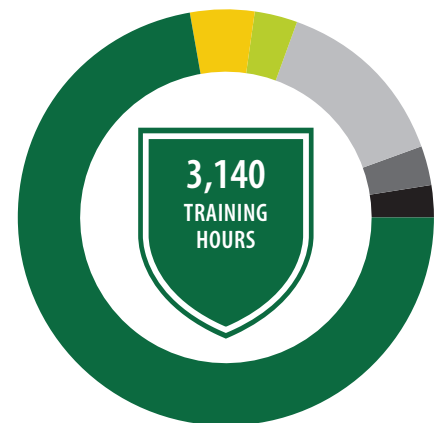
3,586 recruited	(75.1 %)
209 recruited	(4.4 %)
199 recruited	(4.2 %)
558 recruited	(11.7 %)
91 recruited	(1.9 %)
129 recruited	(2.7 %)



SESSIONS

The number of learning events supported by simulated patients.

719 sessions	(74.5 %)
32 sessions	(3.3 %)
45 sessions	(4.7 %)
126 sessions	(13.0 %)
23 sessions	(2.4 %)
20 sessions	(2.1 %)



TRAINING HOURS

The number of hours taken by the CLRC to train simulated patients for various events.

2,278 hours	(72.5 %)
157 hours	(5.0 %)
99 hours	(3.2 %)
438 hours	(13.9 %)
93 hours	(3.0 %)
75 hours	(2.4 %)

■ COLLEGE OF MEDICINE *
■ COLLEGE OF NURSING **
■ COLLEGE OF DENTISTRY

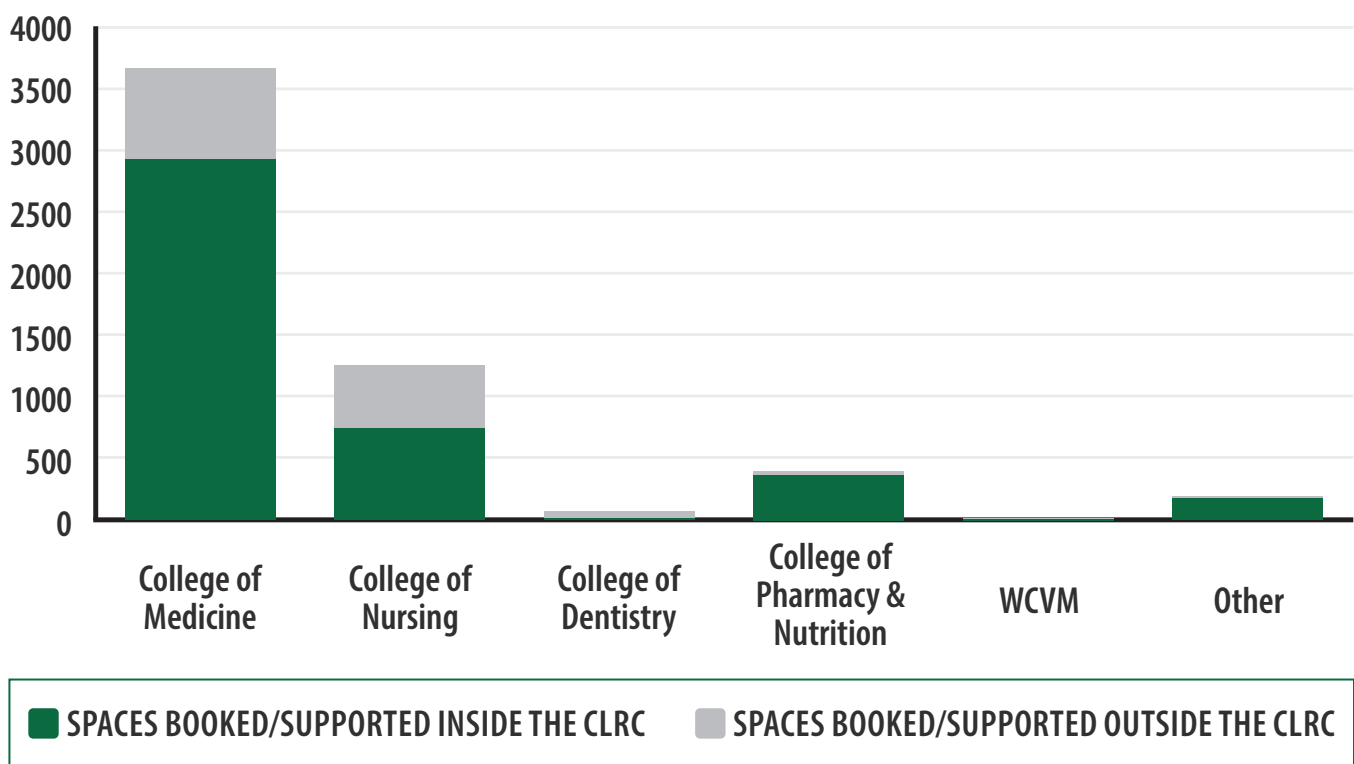
■ COLLEGE OF PHARMACY & NUTRITION
■ WESTERN COLLEGE OF VETERINARY MEDICINE
■ OTHER ***

* Comprised of metrics from Undergraduate Medical Education (UGME), Postgraduate Medical Education (PGME) and the School of Rehabilitation Science (SRS). ** Comprised of metrics from the Bachelor of Nursing in Science and Nurse Practitioner programs. *** Comprised of metrics from activities related to Stars Ambulance, the Saskatchewan Health Authority, external professional licensing exams (Pharmacy Examining Board of Canada and Medical Council of Canada), student-based research studies, SCI-FI Science Camps, and facility tours for university donors, alumni, and faculty.

CLRC SPACE USAGE

To accommodate all requested clinical learning sessions, the Clinical Learning Resource Centre books spaces within—and external to—the CLRC. External spaces are required for virtual/streaming sessions: when CLRC space is fully booked; when external space is better suited to the requested activity; and when small group numbers exceed available room capacity guidelines (e.g., depending on the space in question, fire safety regulations will not permit groups larger than six or eight people).

Examples of external rooms utilized for sessions supported by the CLRC include: various library rooms; E-Wing meeting rooms 2246, 2330, 2332, 2334, and 2352; the Canadian Centre for Health and Safety in Agriculture (CCHSA), and the Surgical Skills Lab.



MEDICINE
Internal: 2,924 spaces (69.1 %)
External: 738 spaces (54.2 %)
Total: 3,662 spaces (66 %)

DENTISTRY
Internal: 12 spaces (0.3 %)
External: 61spaces (4.5 %)
Total: 73 spaces (1 %)

VETERINARY MEDICINE
Internal: 9 spaces (0.2 %)
External: 8 spaces (0.6 %)
Total: 17 spaces (1 %)

NURSING
Internal: 746 spaces (17.6 %)
External: 506 spaces (37.2 %)
Total: 1,252 spaces (22 %)

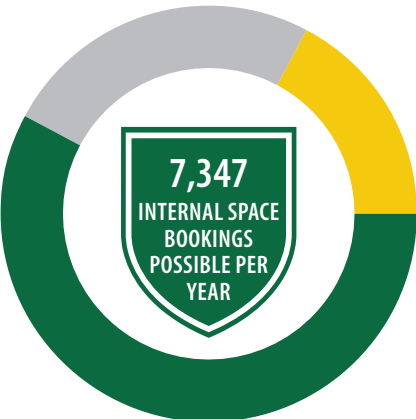
PHARMACY & NUTRITION
Internal: 367 spaces (8.7 %)
External: 31 spaces (2.2 %)
Total: 398 spaces (7 %)

OTHER
Internal: 174 spaces (4.1 %)
External: 18 spaces (1.3 %)
Total: 192 spaces (3 %)

NOTE: Listed percentages are reflective of booked CLRC internal spaces (4,232 total), booked external spaces (1,362 total) and the combined sum of internal and external space bookings (5,594 total) for 2021/22.

CLRC SPACE USAGE (continued)

An average of 58% of available CLRC spaces were utilized exclusively for the delivery of learning sessions in the 2021-22 academic year.* This does not include the time required to setup and clean spaces or the general cleaning and maintenance of the CLRC. The CLRC estimates that an additional 25% of room availability is generally required to accommodate most pre- and post-session requirements.



AVAILABLE SPACE USAGE

The annual number of possible space bookings within the CLRC during regular hours (excluding weekends and holidays).

- 4,232 spaces booked for CLRC-supported sessions (58 %)
- Estimated internal space setup, cleaning, and maintenance requirements (25 %)
- Annual remaining internal available space (17 %)

* The data provided above was tabulated by calculating the current number of available internal CLRC spaces and multiplying that by the number of regular (non-holiday, non-weekend) working days throughout the year. A conservative estimate of 25% was added to the graphic above to reflect the ongoing setup, cleaning, and maintenance of spaces — a process which further restricts internal CLRC room availability.

	<i>Annual internal CLRC space needs</i>	<i>Annual external CLRC space needs</i>	<i>Annual combined CLRC space needs</i>
College of Medicine			
Undergraduate Medical Education	2,010	258	2,268
Postgraduate Medical Education	847	181	1,028
School of Rehabilitation Science	67	299	366
College total	2,924	738	3,662
College of Nursing	746	506	1,252
College of Dentistry	12	61	73
College of Pharmacy & Nutrition	367	31	398
Western College of Veterinary Medicine	9	8	17
Other	174	18	192
TOTAL	4,232	1,362	5,594

Percentage of CLRC rooms booked vs total internal and external rooms booked: 76%.
 Percentage of external rooms booked vs total rooms booked: 24%

UNIT BREAKDOWN: College of Medicine



SESSION HOURS

71.6% of the CLRC's total 3,929 session hours.

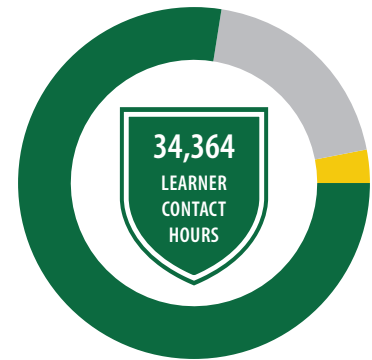
■	1,455 hours	(51.7 %)
■	1,321 hours	(47.0 %)
■	36 hours	(1.3 %)



LEARNERS

40.9% of 25,013 total learners.

■	7,393 learners	(72.2 %)
■	2,357 learners	(23.0 %)
■	485 learners	(4.8 %)



LEARNER CONTACT HOURS

47.4% of the CLRC's total 72,426 learner contact hours.

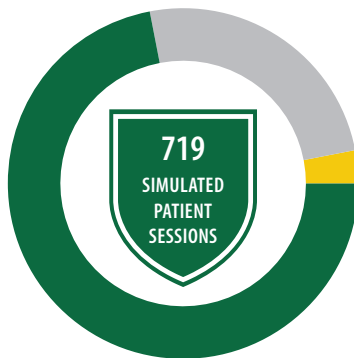
■	26,664 hours	(77.6 %)
■	6,693 hours	(19.5 %)
■	1,007 hours	(2.9 %)



SP REQUIREMENTS

75.1% of 4,772 instances where a simulated patient (SP) was required during a CLRC event.

■	2,841 recruited	(79.2 %)
■	662 recruited	(18.5 %)
■	83 recruited	(2.3 %)



SESSIONS

74.5% of 965 sessions supported by the CLRC.

■	518 sessions	(72.0 %)
■	181 sessions	(25.2 %)
■	20 sessions	(2.8 %)



TRAINING HOURS

72.5% of 3,140 CLRC training hours.

■	2,052 hours	(90.1 %)
■	179 hours	(7.9 %)
■	47 hours	(7.1 %)

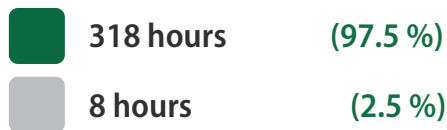
■ UNDERGRADUATE MEDICAL EDUCATION (UGME)
 ■ POSTGRADUATE MEDICAL EDUCATION (PGME)
■ SCHOOL OF REHABILITATION SCIENCE (SRS)

UNIT BREAKDOWN: College of Medicine (continued)



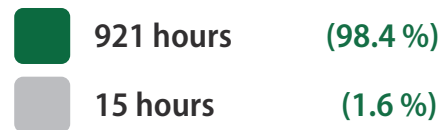
LEARNER PRACTICE PROGRAM SESSION HOURS

80% of the CLRC's total 407 session hours from the Learner Practice Program.



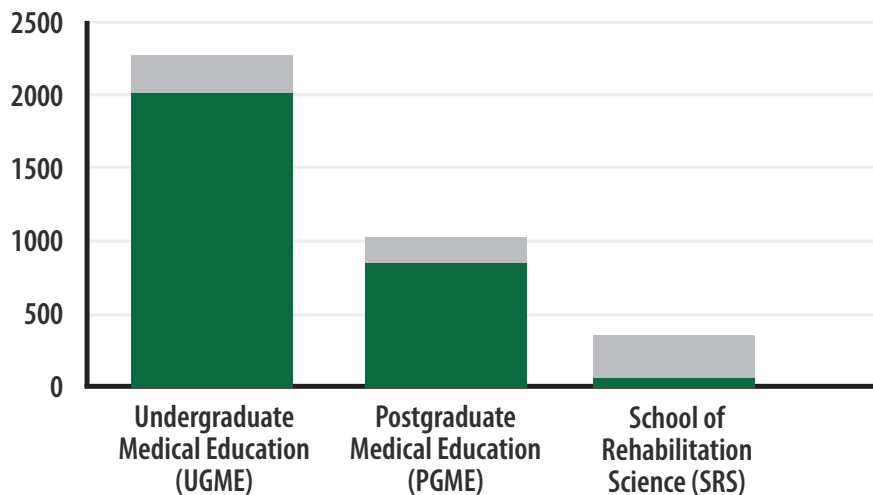
LEARNER PRACTICE PROGRAM CONTACT HOURS

65% of the CLRC's total 1,440 contact hours from the Learner Practice Program.



■ UNDERGRADUATE MEDICAL EDUCATION (UGME)

■ POSTGRADUATE MEDICAL EDUCATION (PGME)



■ SPACES BOOKED/SUPPORTED INSIDE THE CLRC
■ SPACES BOOKED/SUPPORTED OUTSIDE THE CLRC

UGME

Internal: 2,010 spaces
 (47.5 % of all internal bookings)
External: 258 spaces
 (18.9 % of all external bookings)

PGME

Internal: 847 spaces
 (20.0 % of all internal bookings)
External: 181 spaces
 (13.3 % of all external bookings)

SRS

Internal: 67 spaces
 (1.58 % of all internal bookings)
External: 299 spaces
 (22.0 % of all external bookings)

UNIT BREAKDOWN: College of Nursing



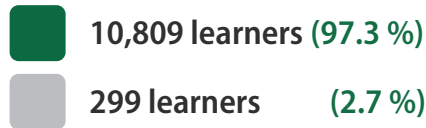
SESSION HOURS

23.3% of the CLRC's total 3,929 session hours.



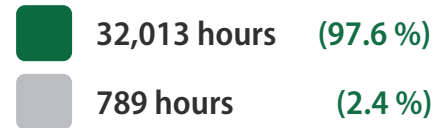
LEARNERS

44.4% of 25,013 total learners.



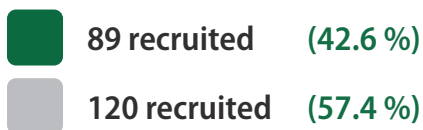
LEARNER CONTACT HOURS

45.3% of the CLRC's total 72,426 learner contact hours.



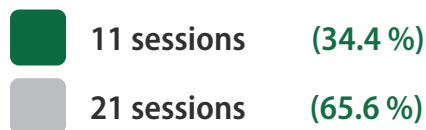
SP REQUIREMENTS

4.4% of 4,772 instances where a simulated patient (SP) was required during a CLRC event.



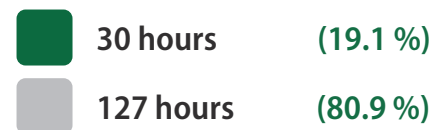
SESSIONS

3.3% of 965 sessions supported by the CLRC.



TRAINING HOURS

5% of 3,140 CLRC training hours.



■ BACHELOR OF SCIENCE IN NURSING (BSN)

■ NURSE PRACTITIONER PROGRAM (NP)

BE WHAT THE WORLD NEEDS



UNIVERSITY OF SASKATCHEWAN
Health Sciences
HEALTHSCIENCES.USASK.CA